

SPECIFICATIONS

Open reflector lighting fixture

- PHYSICAL** Die-cast aluminum
 Tool free access to the reflector and lens
 High-impact, thermally insulated knobs
 Sealed reflector housing
 Reflector temperature control through integral heat sink fins
 Gel frame holders with two accessory slots
 Top-mounted, gel-frame retainer
 Steel yoke with two mounting positions
 Positive locking yoke clutch
 UL and cUL listed
- ELECTRICAL** 115-240V, 50/60Hz
 High-temperature three-conductor 36" leads in a glass fiber outer sleeve
 Supports ETC Dimmer Doubling™ technology
- LAMP** HPL — compact tungsten filament contained in a krypton/xenon-filled quartz envelope (see table for suitable lamp types)
 750W maximum
 Patented filament geometry makes for extremely efficient light collection and transmission
 Integral die-cast aluminum heat sink lamp base
- LENSES** Four heat resistant, molded borosilicate glass lenses supplied with each unit: Very Narrow Spot (VNSP), Narrow Spot (NSP), Medium Flood (MFL) and Wide Flood (WFL).
 Round beam for VNSP and NSP, oblong beam shape for MFL and WFL
 Tool free lens changing
 Thermally insulated lens ring
- OPTICAL** Modified parabolic and multifaceted reflector
 Computer designed reflector facets molded directly into heat sink casting, finished with an enhanced aluminum deposition process, and polished for maximum reflectance
 Metal Cold Mirror (MCM) also available

ORDERING INFORMATION

Source Four ParEA

Model #	Description
PAR-EA	Source Four PAR Enhanced Aluminum (Black)
PAR-EA-1	Source Four PAR Enhanced Aluminum (White)

ETC Source Four PAR EA are supplied with 4 lens set: VNSP, NSP, MFL, WFL; color frame and 3' (96cm) lead as standard

Connector Designation

Use Suffixes below to specify Factory-Fitted Connector type	
Model#	Description
A	Parallel-blade U-ground connector
B	Two-pin and ground, 20 amp connector
C	Grounded, 20 amp, twistlock connector
M	Dimmer Doubling™ connector (NEMA L515P)

Source Four PAR EA Accessories

Model#	Description
407CF	Color frame (7.5") (included)
400SC	Safety Cable
400CC	C-Clamp
400-VNSP	Very Narrow Spot lens
400-NSP	Narrow Spot lens
400-MFL	Medium Flood lens
400-WFL	Wide Flood lens
400-LS4	Set of four Source Four PAR lenses (VNSP, NSP, MFL, WFL)
400PTH3	Top hat, 3"
400PTH6	Top hat, 6"
400PHH	Half hat
400XBTH	Cross baffle top hat
400PGE3	Gel extender, 3"
400PGE6	Gel extender, 6"
400BD	Barn door
400L	Egg crate louver
400WB	Weighted base

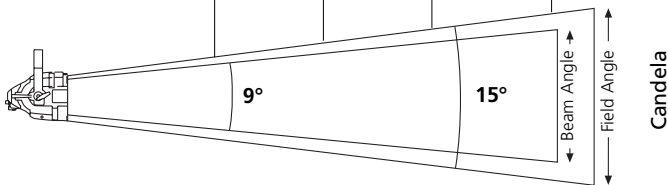
Note: For colors other than black or white, please call ETC



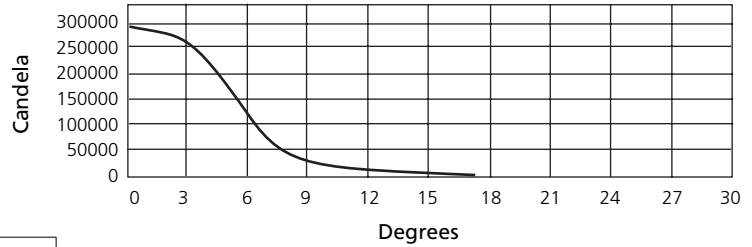
PHOTOMETRIC DATA

Very Narrow Spot

Distance (ft)	35	50	65	80
Field Diameter (ft)	10.8	15.5	20.2	24.8
Illumination (fc)	269	132	78	52



Candlepower Distribution Curve



VNSP

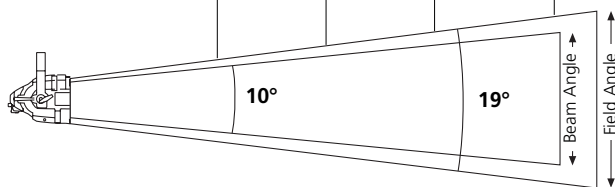
Degree	Candlepower	Field Lumens	Efficacy	Efficiency
VNSP	330,000	10,100	13.5 LPW	46%

For Field diameter at any distance, multiply distance by .31

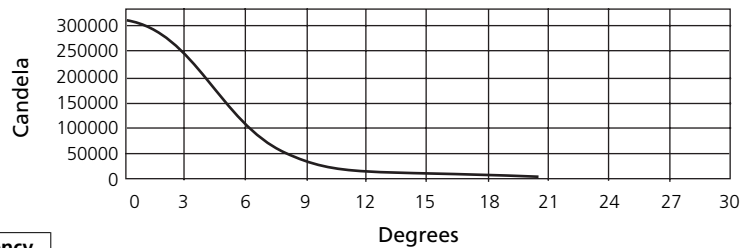
For Beam diameter at any distance, multiply distance by .17

Narrow Spot

Distance (ft)	35	50	65	80
Field Diameter (ft)	11.6	16.5	21.5	26.4
Illumination (fc)	256	125	74	49



Candlepower Distribution Curve



NSP

Degree	Candlepower	Field Lumens	Efficacy	Efficiency
NSP	313,000	10,200	13.6 LPW	47%

For Field diameter at any distance, multiply distance by .33

For Beam diameter at any distance, multiply distance by .17

Metric Conversions: For Meters multiply feet by .3048
For Lux multiply footcandles by 10.76

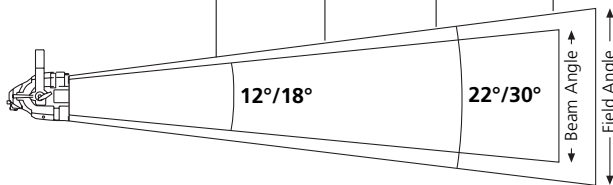
All photometric data in this document was prepared using standard production fixtures, and the Prometric™ CCD measurement system. Fixtures were adjusted for cosine distribution, and were tested with a calibrated HPL 750/115V 21,900 lamp at its rated voltage. All data were normalized to nominal lamp lumens.

To determine illumination in footcandles or lux at any throw distance, divide candlepower by distance squared.

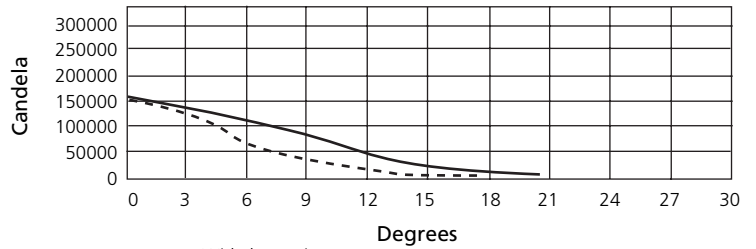
For illumination with any lamp, multiply the candlepower of a beam spread by the multiplying factor (mf) shown for that lamp.

Medium Flood

Distance (ft)	25	35	45	55
Field Diameter (ft)	9.8/13.8	13.7/19.3	17.6/24.8	21.5/30.3
Illumination (fc)	251	128	78	52



Candlepower Distribution Curve



MFL

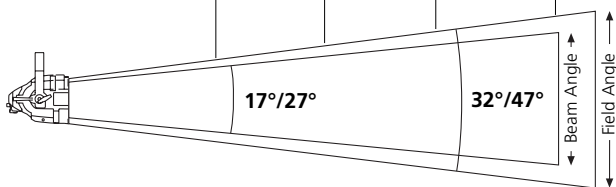
Degree	Candlepower	Field Lumens	Efficacy	Efficiency
MFL	157,000	10,800	14.4 LPW	49%

For Field diameter at any distance, multiply distance by .55 / .39

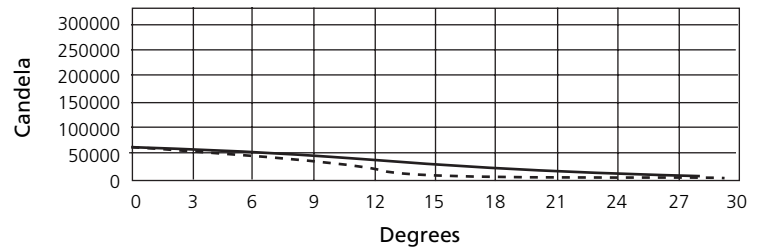
For Beam diameter at any distance, multiply distance by .32 / .21

Wide Flood

Distance (ft)	20	25	30	35
Field Diameter (ft)	11.7/17.4	14.3/21.8	17.1/26.1	20.0/30.5
Illumination (fc)	158	101	70	52



Candlepower Distribution Curve



WFL

Degree	Candlepower	Field Lumens	Efficacy	Efficiency
WFL	63,300	10,000	13.3 LPW	46%

For Field diameter at any distance, multiply distance by .84 / .57

For Beam diameter at any distance, multiply distance by .49 / .30

Metric Conversions: For Meters multiply feet by .3048
For Lux multiply footcandles by 10.76

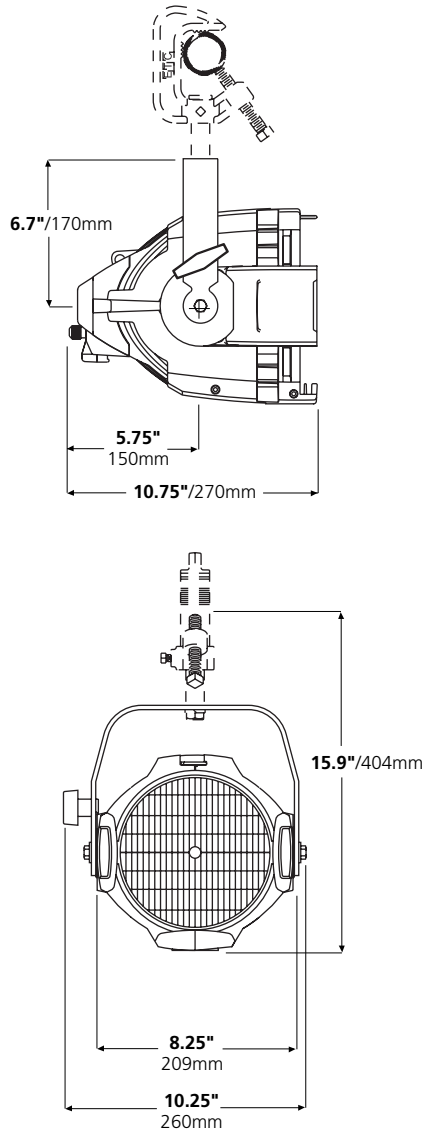
All photometric data in this document was prepared using standard production fixtures, and the Prometric™ CCD measurement system. Fixtures were adjusted for cosine distribution, and were tested with a calibrated HPL 750/115V 21,900 lamp at its rated voltage. All data were normalized to nominal lamp lumens.

To determine illumination in footcandles or lux at any throw distance, divide candlepower by distance squared.

For illumination with any lamp, multiply the candlepower of a beam spread by the multiplying factor (mf) shown for that lamp.

PAR-EA Series

PHYSICAL



Source Four PAR EA Weights

Model	Fixture Weight*		Shipping Weight	
	lbs	kgs	lbs	kgs
PAR EA	7.5	3.4	12.8	5.8

*Add 2.3 lbs for C-clamp

PHYSICAL

Lamp code	Watts	Volts	Initial Lumens	Color Temp.	Average Rated Life	MF
HPL 750/115	750	115	21,900	3,250°	300	1.00
HPL 575/115	575	115	16,520	3,250°	300	0.87
HPL 575/115X	575	115	12,360	3,050°	2000	0.66
HPL 575/120	575	120	16,460	3,250°	300	0.87
HPL 375/115	375	115	10,540	3,200°	300	0.55
HPL 375/115X	375	115	8,060	3,000°	1000	0.43
HPL 550/77*	550	77	16,170	3,250°	300	0.87
HPL 550/77X*	550	77	12,160	3,050°	2000	0.66
HPL 750/230	750	230	19,400	3,200°	300	0.90
HPL 750/240	750	240	19,400	3,200°	300	0.90
HPL 575/230	575	230	14,900	3,200°	400	0.76
HPL 575/240	575	240	14,900	3,200°	400	0.76
HPL 575/230X	575	230	11,780	3,050°	1500	0.61
HPL 575/240X	575	240	11,780	3,050°	1500	0.64
HPL 375/230X	375	230	7,800	3,050°	1000	0.38
HPL 375/240X	375	240	7,800	3,050°	1000	0.38

*77V lamps are intended for use with the ETC Dimmer Doubler™.

Warning: Use of lamps other than HPL will void UL/cUL safety approval and product warranty. Source Four PAR EA is rated for 750W maximum.



Corporate Headquarters ■ 3031 Pleasant View Rd, PO Box 620979, Middleton WI 53562 0979 USA ■ Tel +1 608 831 4116 ■ Fax +1 608 836 1736

London, UK ■ Unit 26-28, Victoria Industrial Estate, Victoria Road, London W3 6UU, UK ■ Tel +44 (0)20 8896 1000 ■ Fax +44 (0)20 8896 2000

Rome, IT ■ Via Ennio Quirino Visconti, 11, 00193 Rome, Italy ■ Tel +39 (06) 32 111 683 ■ Fax +39 (06) 32 656 990

Holzkirchen, DE ■ Ohmstrasse 3, 83607 Holzkirchen, Germany ■ Tel +49 (80 24) 47 00-0 ■ Fax +49 (80 24) 47 00-3 00

Hong Kong ■ Room 605-606, Tower III Enterprise Square, 9 Sheung Yuet Road, Kowloon Bay, Kowloon, Hong Kong ■ Tel +852 2799 1220 ■ Fax +852 2799 9325

Web ■ www.etcconnect.com ■ Copyright © 2003 ETC. All Rights Reserved. All product information and specifications subject to change. 7061L1004 Rev. D Printed in USA 02/06

Source Four® products protected by U.S. Patent Numbers 5,268,613, 5,345,371, 5,544,029, 5,446,637 and 5,775,799; Japanese Patent Number 2,501,772; US and International Patents Pending.